




Appendix B for Photographs of Test Setup_EMC



Power Line Conducted Emission




Radiated Emission Below 1 GHz




Radiated Emission Above 1 GHz




Voltage Fluctuations and Flicker



Electrostatic Discharge




RF Electromagnetic Field (80MHz to 6 000MHz)




Fast Transients Common Mode



RF Common Mode (0.15 MHz to 80MHz)



Surges



Voltage Dips and Interruptions